

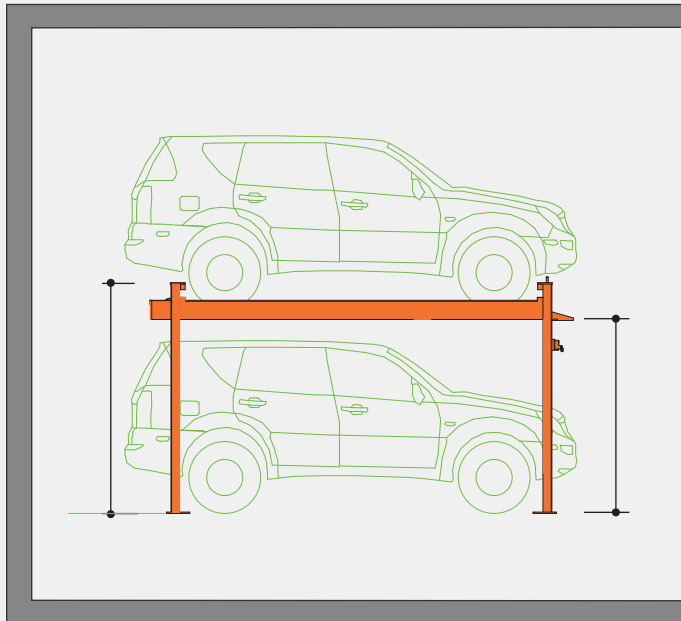
**AMERICAN**  
*Custom Lifts*



APEX 8000 SEDAN/SUV  
Four Post Parking Lift

# APEX 8000

## Four Post Parking Lift



### Introduction

The Apex 8000 models is American Custom Lifts newest innovated four post parking lift design. It's a one of a kind, and is only available through American Custom Lifts and its appointed distributors.

- Commercial grade steel
- 8000 lbs. lifting capacity, structurally strong enough to support heavier trucks and SUV's in today's market and will also accommodate all conventional sedans and low profile vehicles.
- 78" usable platform width makes it much easier for parking and retrieving.
- Unique mechanical locking detection system that will stop the platform immediately in the case a cable becomes loose.
- Anti-slip diamond plate runways.
- Lateral protection wheel-guards on both sides of the platform will prevent vehicle from sliding off in wet conditions.
- Electric key switch control for security and safety.
- Automatic shut-off if operator releases the key switch.
- LOCK DOWN button makes the platform sit on locking blocks to increase safety and relieves pressure from the cylinder for a longer life.
- Hydraulic cylinder and galvanized cable drive system for smooth operation.
- Free-standing. Anchoring is not required.
- Dynamic mechanical locks as a anti-falling device to secure the platform in place.
- Platform can be stopped at different heights to fit for various vehicles and ceiling heights.

APEX 8000	SEDAN	SUV
Heights1(Top lock)	67"(1700MM)	78.74"(2000MM)
Heights2 (Top column)	81.73"(2076MM)	86"(2185MM)

### General Parts



- 1 Top cover colmun plate
- 2 Column
- 3 Lateral wheel guards
- 4 Ramp
- 5 Storage centers
- 6 Wheel stops
- 7 Runway
- 8 Power unit



## Advantages

### 1. Wider platform for easy parking

The usable width of the platform is 76.25".

### 2. Strong and stable Structure

Apex 8000 is fabricated from heavier gauge steel which makes the structure stronger and more stable.

### 3. Dynamic locking device & break cable detection locking system

We offer the safest parking machine in the market. The Apex design is built under the CE standard with 10 additional safety devices.

### 4. Lock down button

Easy control electric lock down control to make the platform descend and rest safely on a selected locking position. This will release the pressure off the cylinder to insure a longer cylinder life.

### 5. Low usage cost



When the platform is lowered, it descends by gravity. Less electrical consumption. Operates on 110v or 220v.

### 6. Fast and easy installation

Do it yourself installation or use one of our certified installations companies approved by American Custom Lifts.

### 7. Professional packing & delivery

Lift package weighs approximately 2,100 lbs. Package dimensions are 2' x 14' (Length varies depending on model) x 3'.

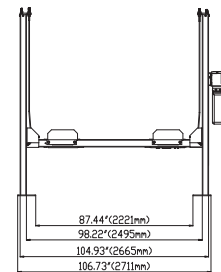
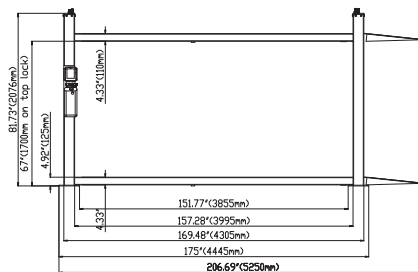
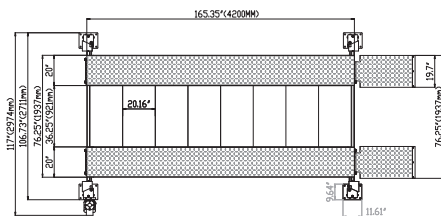


## Specifications

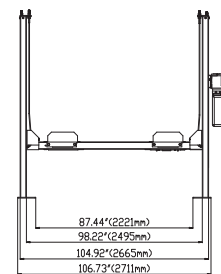
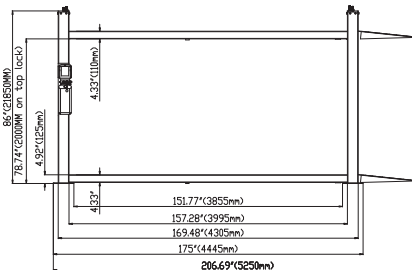
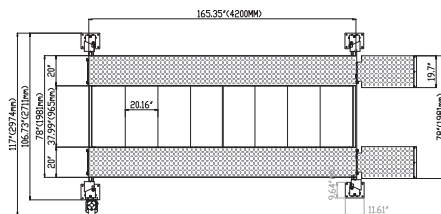
SPECIFICATIONS	APEX 8000 SEDAN	APEX 8000 SUV
Lifting Capacity	8,000 lbs	8,000 lbs
Rise Height	67"(1700MM)	78.74"(2000MM)
Overall Length	206.69"(5250MM)	206.69"(5250MM)
Inside Columns	98.22"(2495MM)	98.22"(2495MM)
Height of Columns	81.73"(2076MM)	86"(2185MM)
Width of Runways	20"(508MM)	20"(508MM)
Height of Runways	4.33"(110MM)	4.33"(110MM)
Width between Runways	36.25"(921MM)	37.99"(965MM)
Length of Runways	165.35"(4200MM)	165.35"(4200MM)
Approach Ramp Length	37"(940MM)	37"(940MM)
Voltage Single Phase	220V	220V

## Drawing

### 1、APEX 8000



### 2、APEX 8000 SUV



## Safety Features

- 11 mechanical safety locking positons every 4".
- Unique mechanical galvanized steel cable detection that will stop platform at once in the case a cable becomes loose.
- Lateral protection wheel guards on both sides of the platform to prevent vehicles from slipping off the runway in wet weather conditions.
- 24v electric lock release (no harm for operator)
- Electric protection for power over load or under voltage.
- Auto locking system for power cut as safety features.
- Emergency stop button.
- Pressure relief valve and pressure compensate flow control valve to ensure safety.
- Limit switch is installed on the main post that is activated by the platform. When the platform is raised to it's appointed height, it will automatic stop. This features is ideal in low ceiling applications.
- Overload protection device for hydraulic power pack.
- The Apex models are powder coated and applied electrostatically and is then cured under heat to provide a beautiful hard finish.







## Finishing



Powder coat finish.





Model	APEX SUV
20 feet container	12 units
40 feet container	24 units

## Warranty

ACLIFTS provides a 15 years warranty for the Apex models on structure, and a 2 year warranty on all parts including a 90 day labor warranty (Labor warranty is only valid in the U.S. and Canada). Within the warranty period, power units, hydraulic cylinders, and all other components such as cables, switches etc., are warranted for 2 years against defects in material or workmanship under normal use. ACLIFTS shall repair or replace at their option for the warranty period those parts returned to the factory freight prepaid which prove upon inspection to be defective.



# **AMERICAN CUSTOM LIFTS**

## **STANDARD COMMERCIAL LIMITED WARRANTY**

All American Custom Lifts Alex models are warranted to the original owner for two years from invoice date against manufacturing and material defect. A C L shall either repair or replace, at ACL's option, for the first two years those parts returned to the factory (freight prepaid) which prove upon inspection by ACL to be defective. If a ACL Authorized Installer has performed the installation per ACL specifications, ACL shall pay for reasonable costs of transportation for replacement of said parts for the first two years, and will provide a ninety day labor warranty from date of invoice. .

All American Custom Lifts Apex models structural parts are warranted to the original owner for 15 years from date of invoice.

All warranty must be approved by ACL in advance with an assigned Case #. A C L will use authorized service partners to conduct any/all approved service work. A return authorization (RA) number must be assigned by ACL prior to any part return. When requested, the lift owner must return the product/part at their cost for inspection and determination of warranty credit.

This warranty shall not apply unless the product is installed, used, operated and maintained according to ACL's specifications as set forth in ACL's Installation and Operation Manual.

This warranty shall not apply when failure is caused by the purchaser's misuse, abuse, neglect or by unauthorized alterations or repairs. Use of any unapproved parts or accessories will void the warranty. This limited warranty extends only to the original purchaser and is not transferable.

This warranty does not cover normal maintenance or adjustments, damage or malfunction caused by improper handling, installation, abuse, misuse, negligence, carelessness of operation, or normal wear and tear. Consumable type items are not covered by this warranty.

This warranty is exclusive to the United States and Canada and is in lieu of all other warranties expressed or implied including any implied warranty of fitness for a particular purpose, which implied warranties are expressly excluded. No employee, representative, dealer or other person or entity is authorized to give any warranties of any nature on behalf of ACL.

The remedies described are exclusive and in no event shall ACL be liable for special, consequential or incidental damages for the breach of or delay in performance of the warranty.

This warranty shall be governed by the Commonwealth of California, and shall be subject to the exclusive jurisdiction of the Court in the Commonwealth of California in the County of San Diego.



